

EAST



**REFERENCE ONLY
 For Learning Purposes
 Mistakes Guaranteed**

Footages between Signal Mast
 are UNVERIFIED

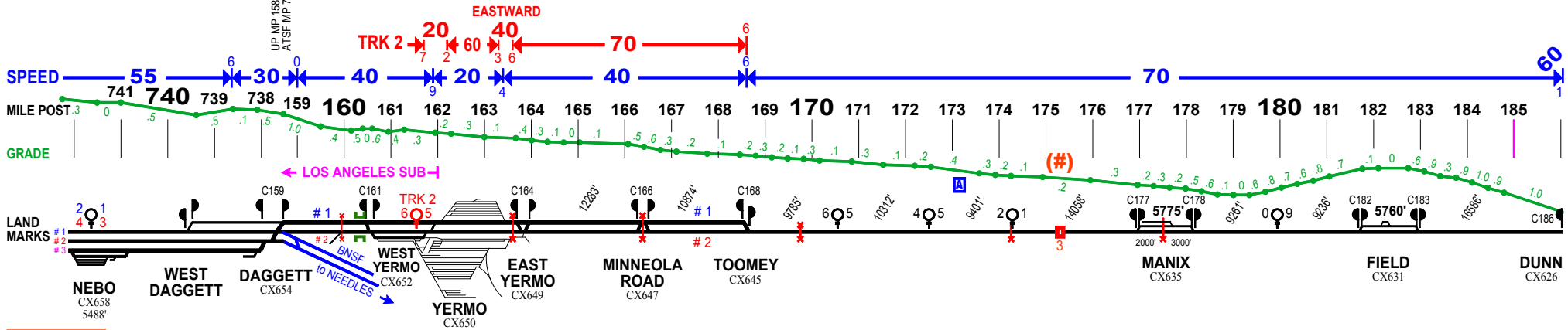
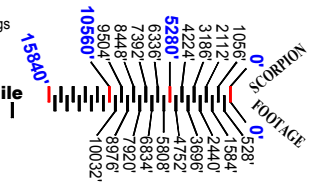
8 SPEED CHANGE located MP xx.8
1 PUBLIC **1** Private at Grade Crossing
 EDIT with a PDF Text Editor

1 # Detector Talker (Always Talks)
 Located MP xxx.1
5 % Detector (Talk On Defect Only)
 Located MP xxx.5
A AEI READER

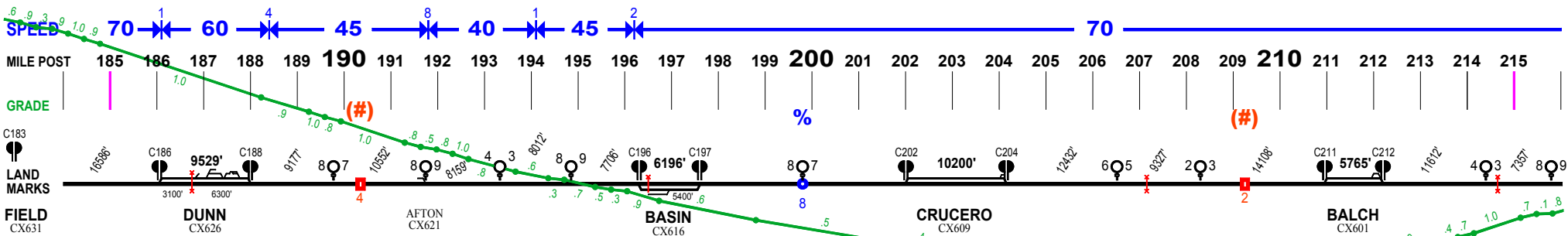
SIGNALS are for ALL MAINS & Controlled Sidings
 UNLESS Noted Different

See Tutorial at
www.FOGCHART.com
 for path to UP Web
 Road Crossing List

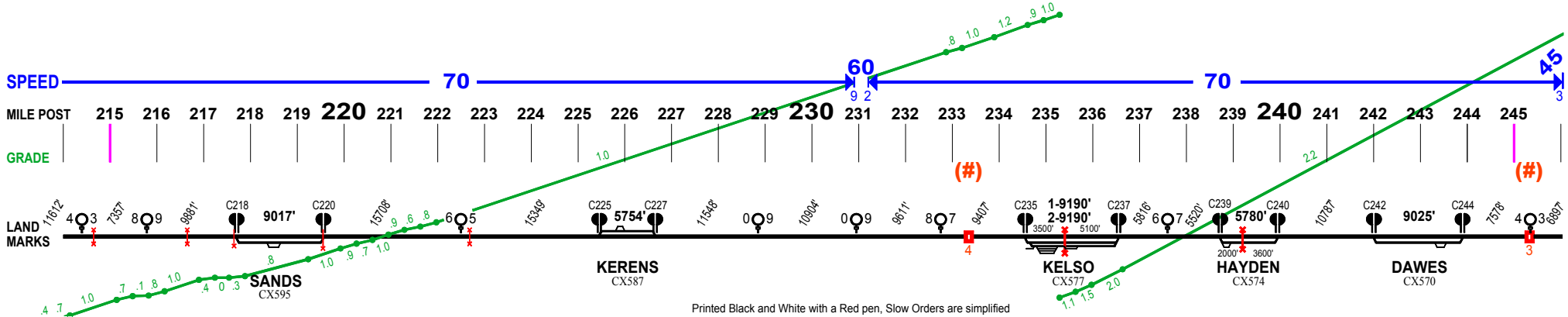
One Mile



EAST



EAST



CIMA SUB 0760

REFERENCE ONLY
For Learning Purposes
Mistakes Guaranteed

Footages between Signal Mast
are UNVERIFIED

8 SPEED CHANGE located MP xx.8

SIGNALS are for ALL MAINS & Controlled Sidings
UNLESS Noted Different

One Mile
| | |

1 # Detector Talker (Always Talks)
Located MP xxx.x

5 % Detector (Talk On Defect Only)
Located MP xxx.5

A AEI READER

PUBLIC **Private** at Grade Crossing

PRINTING
select **NONE** for Page Scaling
Auto-Rotate and Center ON
Any Scaling reduces drawing
Margins are built in

EDIT with a
PDF Text Editor

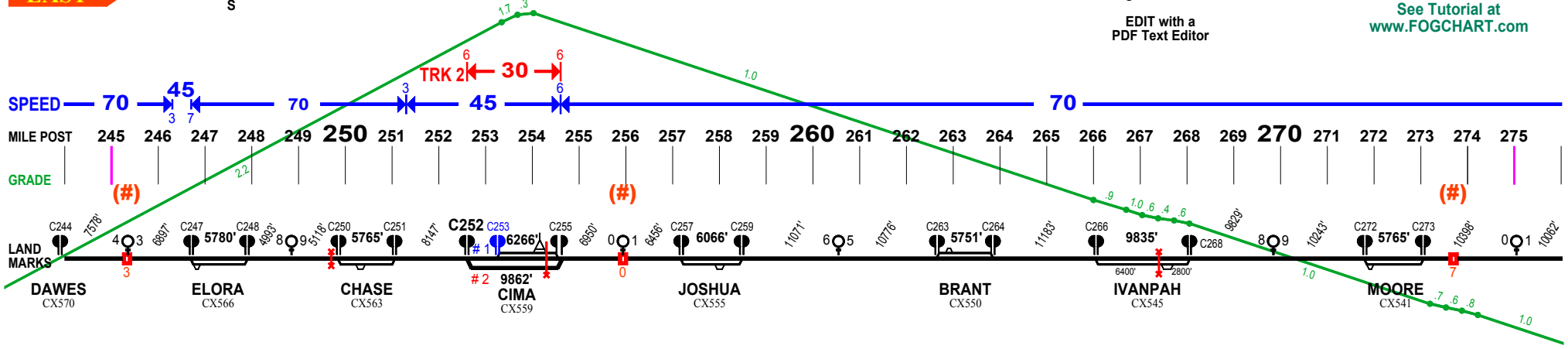
GRADE
NOTE

GRADE determined using GPS data.
Elevation taken every 1800 feet or so.
Grade then calculated for those 1800 ft.
Peaks and Valleys will be rounded off.
Small dips and humps will be missed.

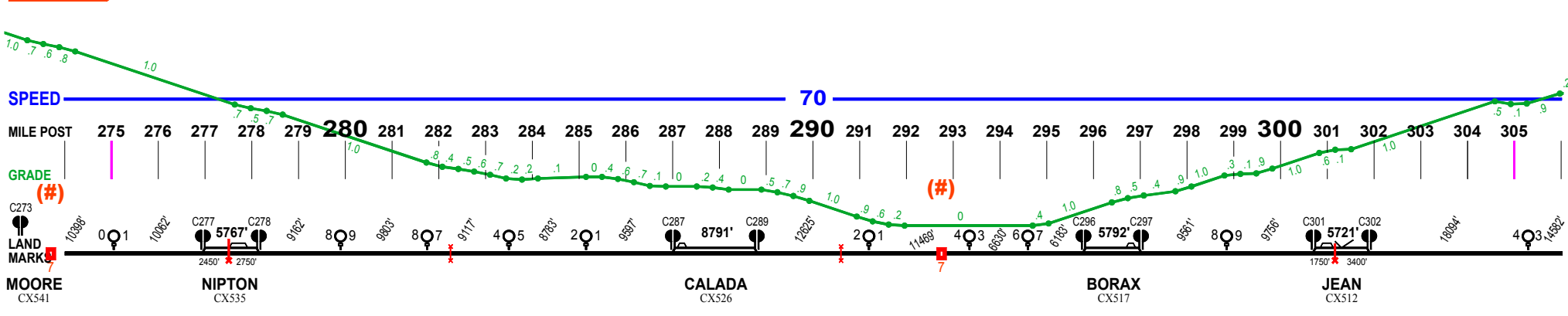
See Tutorial at
www.FOGCHART.com



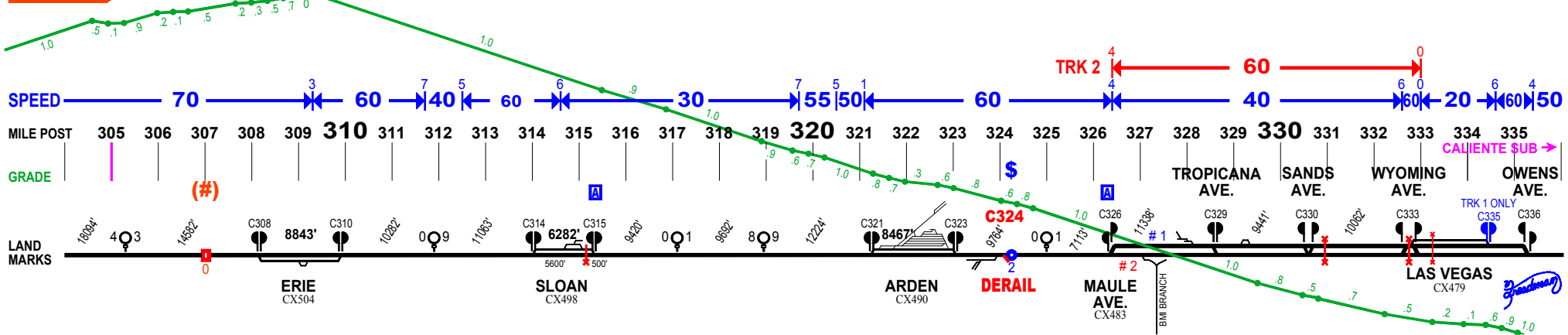
EAST



EAST



EAST



CIMA SUB 0760

Page 3 of 4



REFERENCE ONLY
For Learning Purposes
Mistakes Guaranteed

Footages between Signal Mast
are UNVERIFIED

8 SPEED CHANGE located MP xx.8
1 PUBLIC **1** Private at Grade Crossing

EDIT with a
PDF Text Editor

1 # Detector Talker (Always Talks)
Located MP xxx.1
5 % Detector (Talk On Defect Only)
Located MP xxx.5
A AEI READER

SIGNALS are for ALL MAINS & Controlled Sidings
UNLESS Noted Different

See Tutorial at
www.FOGCHART.com
for path to UP Web
Road Crossing List

GRADE NOTE
GRADE determined using GPS data.
Elevation taken every 1800 feet or so.
Grade then calculated for those 1800 ft.
Peaks and Valleys will be rounded off.
Small dips and humps will be missed.
GRADE IS ROUNDED to the TENTH.

WEST

TRK 2 60 40 60 30 60 40 60 70

SPEED 50 60 40 60 30 60 40 60 70

MILE POST 335 334 333 332 331 330 329 328 327 326 325 324 323 322 321 320 319 318 317 316 315 314 313 312 311 310 309 308 307 306 305

GRADE OWENS AVE. WYOMING AVE. SANDS AVE. TROPICANA AVE. LAS VEGAS MAULE AVE. DERAIL ARDEN SLOAN ERIE

LAND MARKS C336 TRK 1 ONLY C335 C333 1002 C330 9441 C329 9441 B1M BRANCH 1338 C326 7119 100 974 C323 8467 C321 1224 908 982 100 9420 C315 6282' 5600' C314 1063 900 1022 C310 8843' C308 1482 304 1004

WEST

SPEED 70

MILE POST 305 304 303 302 301 300 299 298 297 296 295 294 293 292 291 290 289 288 287 286 285 284 283 282 281 280 279 278 277 276 275

GRADE (#)

LAND MARKS 1482 304 1004 C302 5721' C301 978 908 961 C297 5792' C296 6182 706 820 304 11469 102 12825 C289 8791' C287 969 102 8783 504 9117 708 9803 908 912 C278 5767' C277 1002 1004 1004

JEAN BORAX CALADA NIPTON

WEST

TRK 2 30 45 70 45 70

SPEED 70 45 70 45 70

MILE POST 275 274 273 272 271 270 269 268 267 266 265 264 263 262 261 260 259 258 257 256 255 254 253 252 251 250 249 248 247 246 245

GRADE (#)

LAND MARKS C277 1062 100 1069 C273 5765' C272 10243 908 9629 C268 9835' C266 11189 C264 5751' C263 10776 506 11071 C259 6066' C257 8469 100 8620 C255 9862' C253 6266' C252 8147 C251 5765' C250 5118 908 1009 C248 5780' C247 8897 304 7578 C244

NIPTON MOORE IVANPAH BRANT JOSHUA CIMA CHASE ELORA DAWES

Printed Black and White with a Red pen, Slow Orders are simplified

CIMA SUB 0760

Page 4 of 4



**REFERENCE ONLY
For Learning Purposes
Mistakes Guaranteed**

Footages between Signal Mast
are UNVERIFIED

See Tutorial at
www.FOGCHART.com

8 SPEED CHANGE located MP xx.8

SIGNALS are for ALL MAINS & Controlled Sidings
UNLESS Noted Different



1 # Detector Talker (Always Talks)
Located MP xxx.1

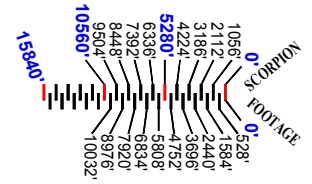
5 % Detector (Talk On Defect Only)
Located MP xxx.5

A AEI READER

PUBLIC Private at Grade Crossing

PRINTING
select NONE for Page Scaling
Auto-Rotate and Center ON
Any Scaling reduces drawing
Margins are built in

EDIT with a
PDF Text Editor



WEST

SPEED

70

GRADE

LAND MARKS

ELORA
CX566

DAWES
CX570

HAYDEN
CX574

KELSO
CX577

KERENS
CX587

SANDS
CX595

WEST

SPEED

70

GRADE

LAND MARKS

BALCH
CX601

CRUCERO
CX609

BASIN
CX616

AFTON
CX621

DUNN
CX626

WEST

SPEED

70

GRADE

LAND MARKS

DUNN
CX626

FIELD
CX631

MANIX
CX635

TOOMEY
CX645

MINNEOLA
ROAD
CX647

EAST
YERMO
CX649

YERMO
CX650

WEST
YERMO
CX652

DAGGETT
CX654

WEST
DAGGETT

NEBO
CX658

TRK 2
WESTWARD
70
40
60
20

UP MP 169.81 =
ATSF MP 737.42

LOS ANGELES SUB

NEEDLES

