



Kansas Sub (0300)

Page 1 of 4

REFERENCE ONLY
For Learning Purposes
Mistakes Guaranteed

ALL Footages are UNVERIFIED
and are My Calculations ONLY

Signals are for ALL MAINS unless so noted.

Footage between signals is Rounded DOWN.

Distance is Facing Signal to Facing Signal
One Exception, Sidings are Opposing

Grade is Averaged at times, and
Not always shown for .3% and less

DETECTOR TALKER (ALWAYS TALKS)
Located at MP xxx.2

DETECTOR TALK ON DEFECT ONLY
Located at MP xxx.5

PRIVATE ROAD CROSSING

PUBLIC ROAD CROSSING

AEI READER

Bridge

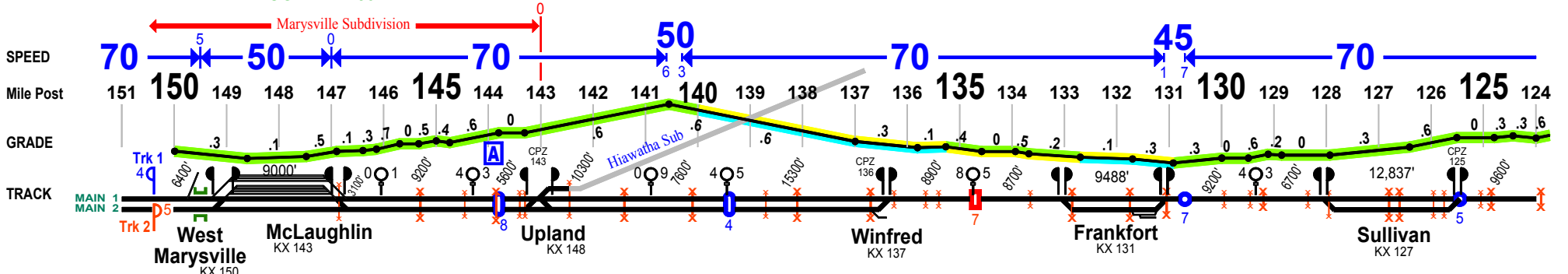
Tunnel

Rev March 2008

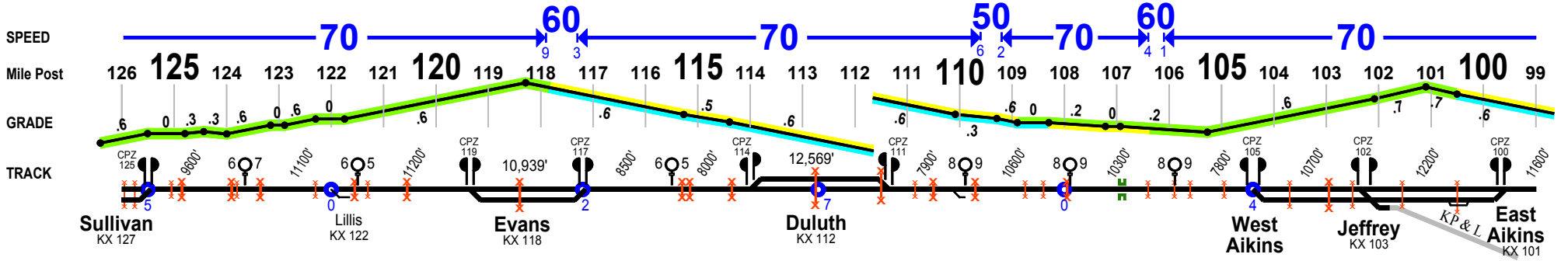
EAST

www.FOGCHART.com

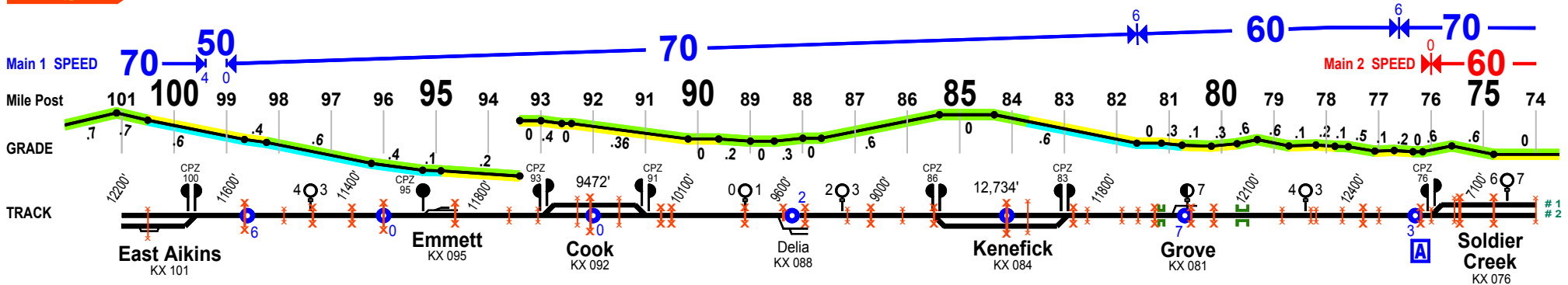
Throttle Modulation Dynamic Braking Automatic Braking Dynamic & Automatic Braking



EAST



EAST



Kansas Sub (0300)

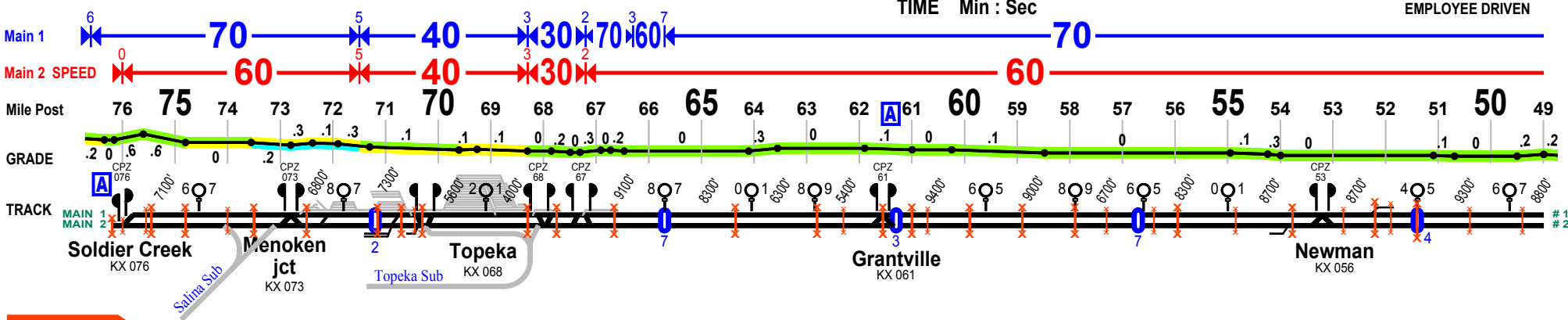
Page 2 of 4

REFERENCE ONLY
For Learning Purposes
Mistakes Guaranteed

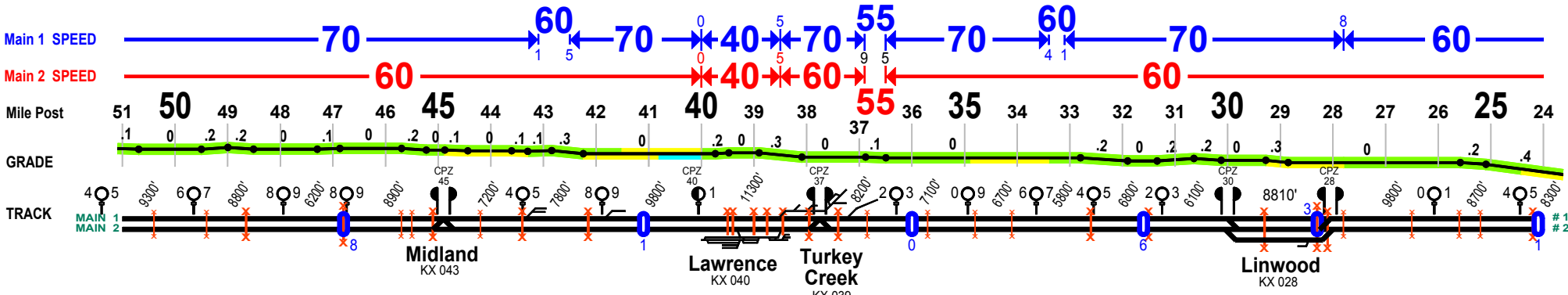
FEET	5 mph	6 mph	8 mph	10 mph	12 mph	15 mph	20 mph	25 mph	30 mph	35 mph	40 mph	45 mph	50 mph	55 mph	60 mph	65 mph	70 mph	75 mph
4000	9:05	7:34	5:40	4:32	3:47	3:01	2:16	1:49	1:30	1:17	1:08	1:00	0:54	0:49	0:45	0:41	0:38	0:36
4250	9:39	8:02	6:02	4:49	4:01	3:13	2:24	1:55	1:36	1:22	1:12	1:04	0:57	0:52	0:48	0:44	0:41	0:38
4500	10:13	8:31	6:23	5:08	4:15	3:24	2:33	2:02	1:42	1:27	1:18	1:09	1:01	0:55	0:51	0:47	0:43	0:40
4750	10:47	8:59	6:44	5:23	4:29	3:35	2:41	2:09	1:47	1:32	1:20	1:11	1:04	0:58	0:53	0:49	0:46	0:43
5000	11:21	9:28	7:06	5:40	4:44	3:47	2:50	2:16	1:53	1:37	1:25	1:15	1:08	1:01	0:56	0:52	0:48	0:45
5250	11:55	9:56	7:27	5:57	4:58	3:58	2:58	2:23	1:59	1:42	1:29	1:19	1:11	1:05	0:59	0:55	0:51	0:47
5500	12:30	10:25	7:48	6:15	5:12	4:10	3:07	2:30	2:05	1:47	1:33	1:23	1:15	1:08	1:02	0:57	0:53	0:50
5750	13:04	10:53	8:10	6:32	5:26	4:21	3:16	2:36	2:10	1:52	1:38	1:27	1:18	1:11	1:05	1:00	0:56	0:52
6000	13:38	11:21	8:31	6:49	5:40	4:32	3:24	2:43	2:16	1:56	1:42	1:30	1:21	1:14	1:08	1:02	0:58	0:54
6250	14:12	11:50	8:52	7:08	5:55	4:44	3:33	2:50	2:22	2:01	1:48	1:34	1:25	1:17	1:11	1:05	1:00	0:56
6500	14:46	12:18	9:13	7:23	6:09	4:55	3:41	2:57	2:27	2:06	1:50	1:38	1:28	1:20	1:13	1:08	1:03	0:59
6750	15:20	12:47	9:35	7:40	6:23	5:06	3:50	3:04	2:33	2:11	1:55	1:42	1:32	1:23	1:16	1:10	1:05	1:01
7000	15:54	13:15	9:56	7:57	6:37	5:18	3:58	3:10	2:39	2:16	1:59	1:46	1:35	1:26	1:19	1:13	1:08	1:03



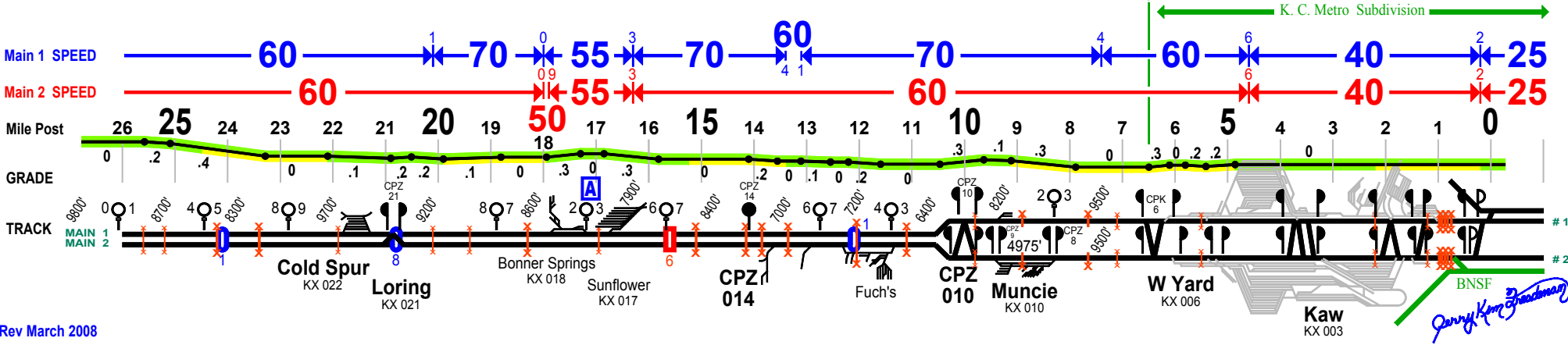
EAST



EAST



EAST





Kansas Sub (0300)

Page 3 of 4

REFERENCE ONLY
For Learning Purposes
Mistakes Guaranteed

ALL Footages are UNVERIFIED
and are My Calculations ONLY

Signals are for ALL MAINS unless so noted.

Footage between signals is Rounded DOWN.

Distance is Facing Signal to Facing Signal
One Exception, Sidings are Opposing

Grade is Averaged at times, and
Not always shown for .3% and less

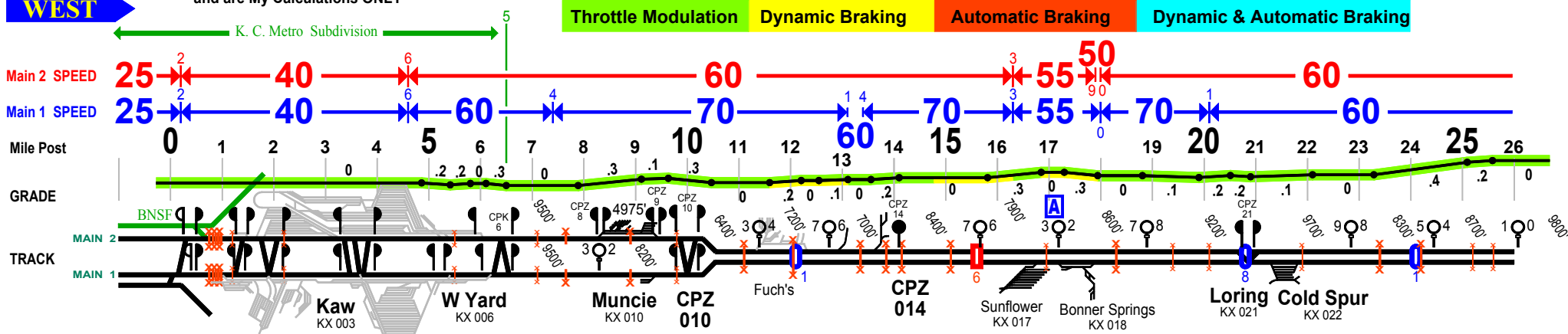
- 2 DETECTOR TALKER (ALWAYS TALKS)
Located at MP xxx.2
- 5 DETECTOR TALK ON DEFECT ONLY
Located at MP xxx.5
- ↑ PRIVATE ROAD CROSSING
- ↑ PUBLIC ROAD CROSSING

- A AEI READER
- Bridge
- ⋈ Tunnel

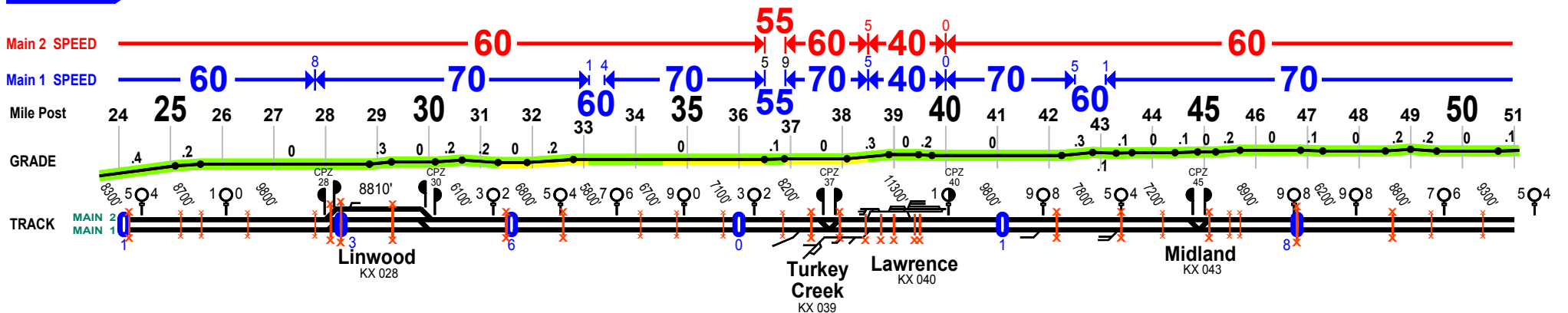
Rev March 2008

Request & Errors to:
www.FOGCHART.com

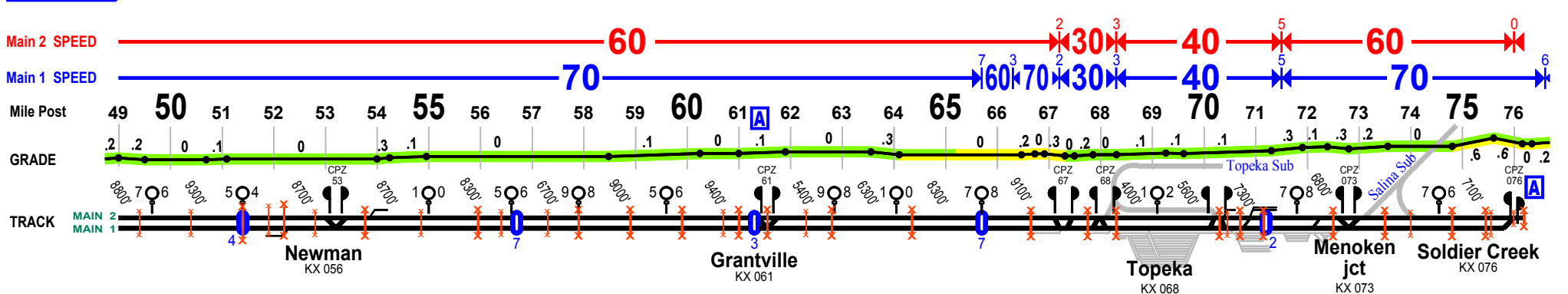
WEST



WEST



WEST



Kansas Sub (0300)

Page 4 of 4

REFERENCE ONLY
For Learning Purposes
Mistakes Guaranteed

www.FOGCHART.com

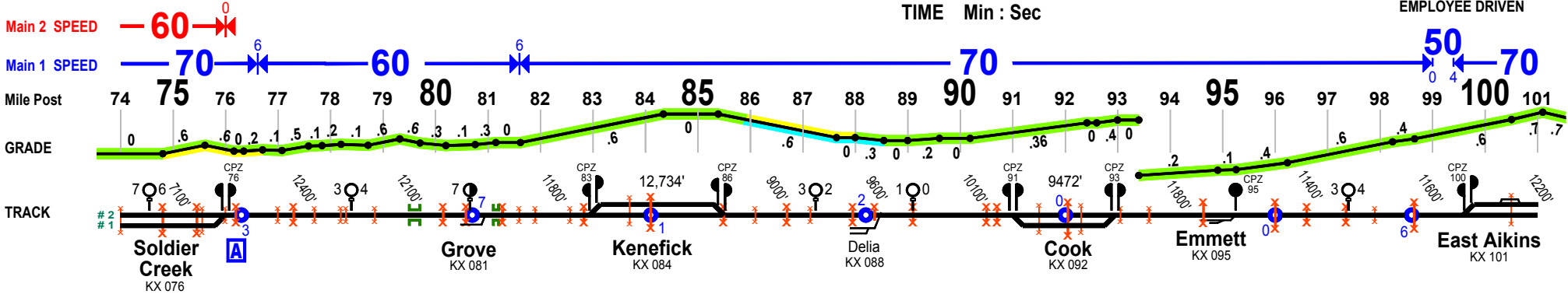
FEET	5	6	8	10	12	15	20	25	30	35	40	45	50	55	60	65	70	75	
4000	9.05	7.34	5.40	4.32	3.47	3.01	2.16	1.49	1.30	1.17	1.08	1.00	0.54	0.57	0.52	0.48	0.44	0.41	0.38
4250	9.39	8.02	6.02	4.49	4.01	3.13	2.24	1.55	1.36	1.22	1.12	1.04	0.57	0.52	0.48	0.44	0.41	0.38	
4500	10.13	8.31	6.23	5.06	4.15	3.24	2.33	2.02	1.42	1.27	1.16	1.08	0.51	0.55	0.51	0.47	0.43	0.40	
4750	10.47	8.59	6.44	5.23	4.29	3.35	2.41	2.09	1.47	1.32	1.20	1.11	0.54	0.58	0.53	0.49	0.46	0.43	
5000	11.21	9.28	7.06	5.40	4.44	3.47	2.50	2.16	1.53	1.37	1.25	1.15	0.58	0.61	0.56	0.52	0.48	0.45	
5250	11.55	9.56	7.27	5.57	4.58	3.58	2.58	2.23	1.59	1.42	1.29	1.19	0.61	0.65	0.59	0.55	0.51	0.47	
5500	12.00	10.00	7.30	6.00	5.00	4.00	3.00	2.24	2.00	1.42	1.30	1.20	1.12	1.05	1.00	0.95	0.91	0.87	
5750	13.04	10.63	8.10	6.32	5.26	4.21	3.16	2.36	2.10	1.52	1.38	1.27	1.18	1.11	1.05	1.00	0.96	0.92	
6000	13.38	11.21	8.31	6.49	5.40	4.32	3.24	2.43	2.16	1.56	1.42	1.30	1.21	1.14	1.08	1.02	0.98	0.94	
6250	14.12	11.50	8.52	7.06	5.55	4.44	3.33	2.50	2.22	2.01	1.46	1.34	1.25	1.17	1.11	1.05	1.00	0.96	
6500	14.46	12.18	9.13	7.23	6.09	4.55	3.41	2.57	2.27	2.06	1.50	1.38	1.28	1.20	1.13	1.08	1.03	0.99	
6750	15.20	12.47	9.35	7.40	6.23	5.06	3.50	3.04	2.33	2.11	1.55	1.42	1.32	1.23	1.16	1.10	1.05	1.01	
7000	15.54	13.15	9.56	7.57	6.37	5.18	3.58	3.10	2.39	2.16	1.59	1.46	1.35	1.26	1.19	1.13	1.08	1.03	



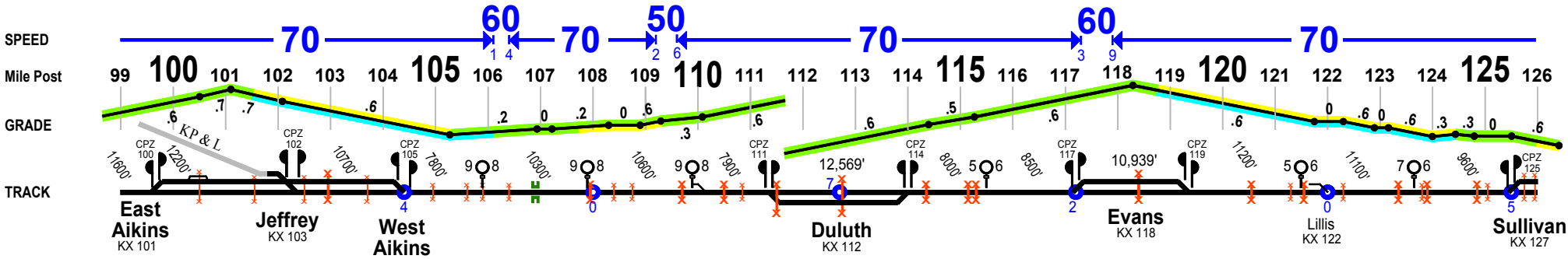
Feet to Time
by
Miles Per Hour

TIME Min : Sec

WEST



WEST



WEST

