



# Parsons Sub ( 0330 )

Page 1 of 4

REFERENCE ONLY  
For Learning Purposes  
Mistakes Guaranteed

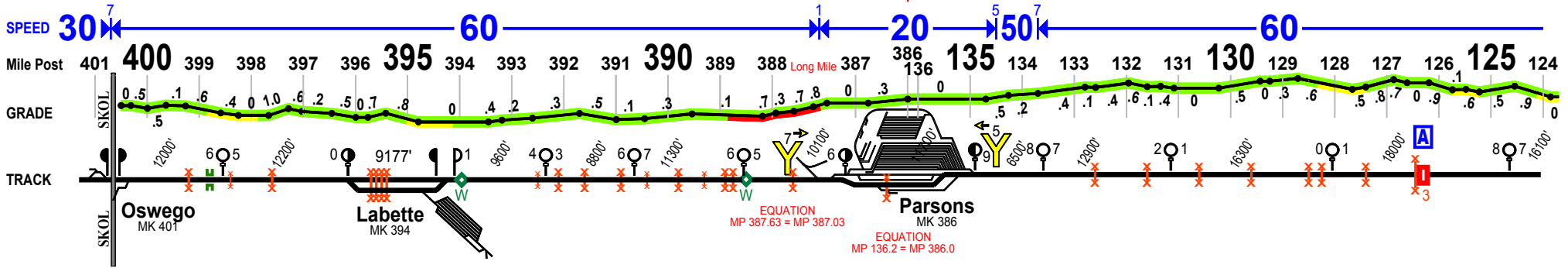
ALL Footages are UNVERIFIED  
and are My Calculations ONLY

[www.FOGCHART.com](http://www.FOGCHART.com)

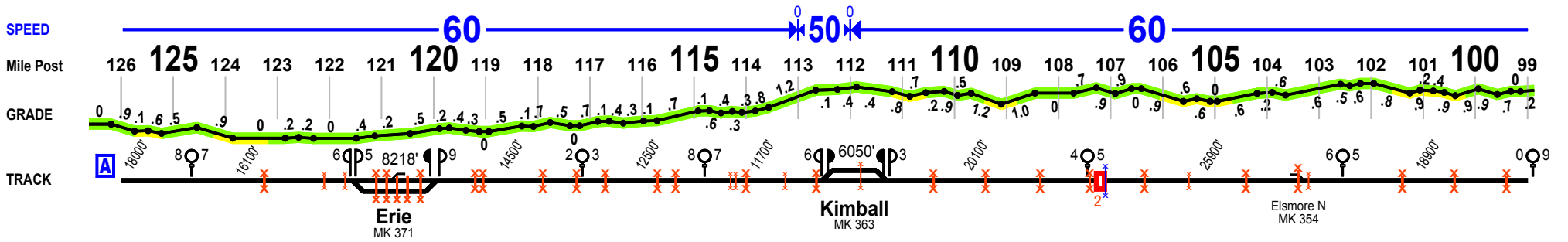
Signals are for ALL MAINS unless so noted.  
Footage between signals is Rounded DOWN.  
Distance is Facing Signal to Facing Signal  
One Exception, Sidings are Opposing  
Grade is Averaged at times, and  
Not always shown for .3% and less

- DETECTOR TALKER ( ALWAYS TALKS )  
Located at MP xxx.2
- DETECTOR TALK ON DEFECT ONLY  
Located at MP xxx.5
- ↑ PRIVATE ROAD CROSSING
- ↑ PUBLIC ROAD CROSSING
- ◇ High Water Detector
- A AEI Reader
- Bridge
- ⌋ Tunnel

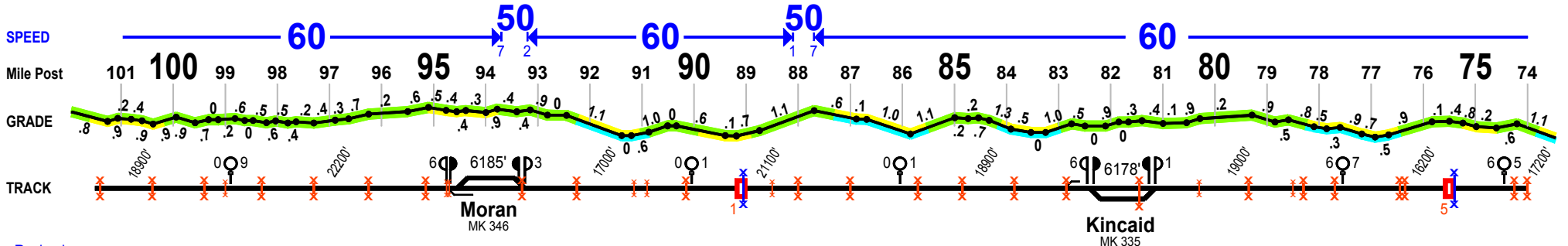
**SOUTH**



**SOUTH**



**SOUTH**







# Parsons Sub ( 0330 )

Page 3 of 4

REFERENCE ONLY  
For Learning Purposes  
Mistakes Guaranteed

Signals are for ALL MAINS unless so noted.  
Footage between signals is Rounded DOWN.  
Distance is Facing Signal to Facing Signal  
One Exception, Sidings are Opposing  
Grade is Averaged at times, and  
Not always shown for .3% and less

- 2 DETECTOR TALKER ( ALWAYS TALKS )  
Located at MP xxx.2
- 5 DETECTOR TALK ON DEFECT ONLY  
Located at MP xxx.5
- ↑ PRIVATE ROAD CROSSING
- ↑ PUBLIC ROAD CROSSING

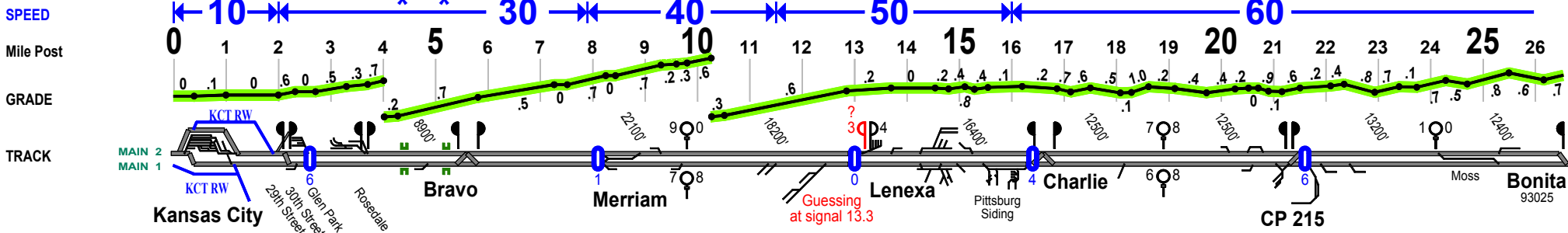
- ◇ High Water Detector
- A AEI Reader
- |— Bridge
- ⌋ Tunnel

## NORTH

\* = Cars Over 134 Tons --- 25 MPH  
Over Bridges MP 4.4 and 5.2

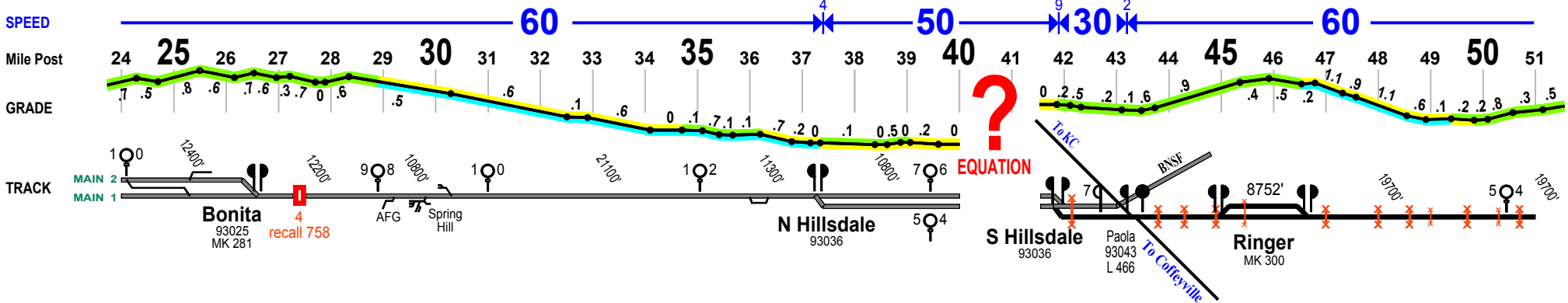
Throttle Modulation    Dynamic Braking    Automatic Braking    Dynamic & Automatic Braking

ALL Footages are UNVERIFIED  
and are My Calculations ONLY

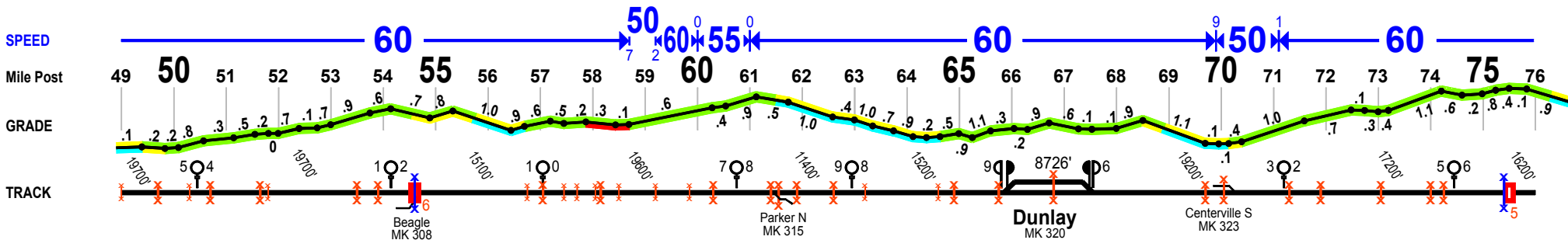


No at grade road crossing data available for BNSF.  
If you have this information and would like to share,  
contact [www.FOGCHART.com](http://www.FOGCHART.com)

## NORTH



## NORTH




# Parsons Sub ( 0330 )

Page 4 of 4

REFERENCE ONLY  
For Learning Purposes  
Mistakes Guaranteed

ALL Footages are UNVERIFIED  
and are My Calculations ONLY

FEET	5 mph	6 mph	8 mph	10 mph	12 mph	15 mph	20 mph	25 mph	30 mph	35 mph	40 mph	45 mph	50 mph	55 mph	60 mph	65 mph	70 mph	75 mph
4000	9.05	7.34	5.40	4.32	3.47	3.01	2.16	1.49	1.30	1.17	1.08	1.00	0.54	0.49	0.45	0.41	0.38	0.36
4250	9.39	8.02	6.02	4.49	4.01	3.13	2.24	1.55	1.36	1.22	1.12	1.04	0.57	0.52	0.48	0.44	0.41	0.38
4500	10.13	8.31	6.23	5.06	4.15	3.24	2.33	2.02	1.42	1.27	1.16	1.08	1.01	0.55	0.51	0.47	0.43	0.40
4750	10.47	8.59	6.44	5.23	4.29	3.35	2.41	2.09	1.47	1.32	1.20	1.11	1.04	0.58	0.53	0.49	0.46	0.43
5000	11.21	9.28	7.06	5.40	4.44	3.47	2.50	2.16	1.53	1.37	1.25	1.15	1.08	1.01	0.56	0.52	0.48	0.45
5250	11.55	9.56	7.27	5.57	4.58	3.58	2.58	2.23	1.59	1.42	1.29	1.19	1.11	1.05	0.59	0.55	0.51	0.47
5280	12:00	10:00	7:30	6:00	5:00	4:00	3:00	2:24	2:00	1:42	1:30	1:20	1:12	1:05	1:00	0:55	0:51	0:48
5500	12:30	10:25	7:48	6:15	5:12	4:10	3:07	2:30	2:05	1:47	1:33	1:23	1:15	1:08	1:02	0:57	0:53	0:50
5750	13:04	10:53	8:10	6:32	5:26	4:21	3:16	2:36	2:10	1:52	1:38	1:27	1:18	1:11	1:05	1:00	0:56	0:52
6000	13:38	11:21	8:31	6:49	5:40	4:32	3:24	2:43	2:16	1:56	1:42	1:30	1:21	1:14	1:08	1:02	0:58	0:54
6250	14:12	11:50	8:52	7:06	5:55	4:44	3:33	2:50	2:22	2:01	1:46	1:34	1:25	1:17	1:11	1:05	1:00	0:56
6500	14:46	12:18	9:13	7:23	6:09	4:55	3:41	2:57	2:27	2:06	1:50	1:38	1:28	1:20	1:13	1:08	1:03	0:59
6750	15:20	12:47	9:35	7:40	6:23	5:06	3:50	3:04	2:33	2:11	1:55	1:42	1:32	1:23	1:16	1:10	1:05	1:01
7000	15:54	13:15	9:56	7:57	6:37	5:18	3:58	3:10	2:39	2:16	1:59	1:46	1:35	1:26	1:19	1:13	1:08	1:03



**NORTH**

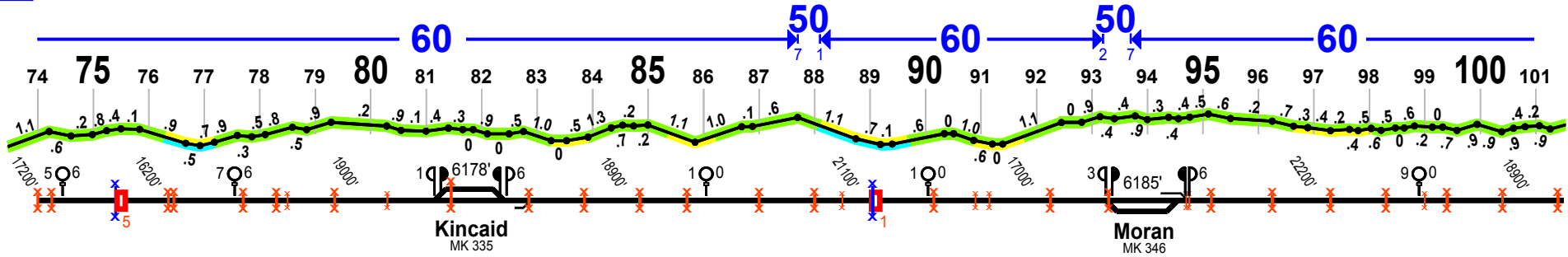
www.FOGCHART.com

SPEED

Mile Post

GRADE

TRACK



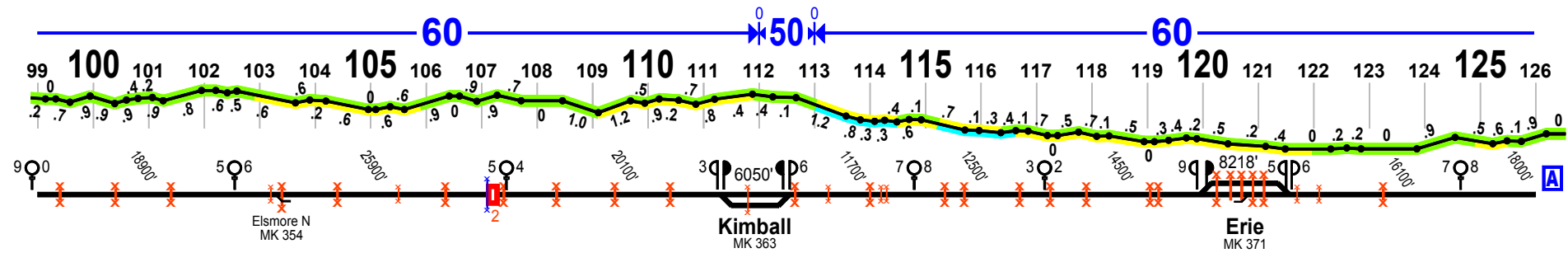
**NORTH**

SPEED

Mile Post

GRADE

TRACK



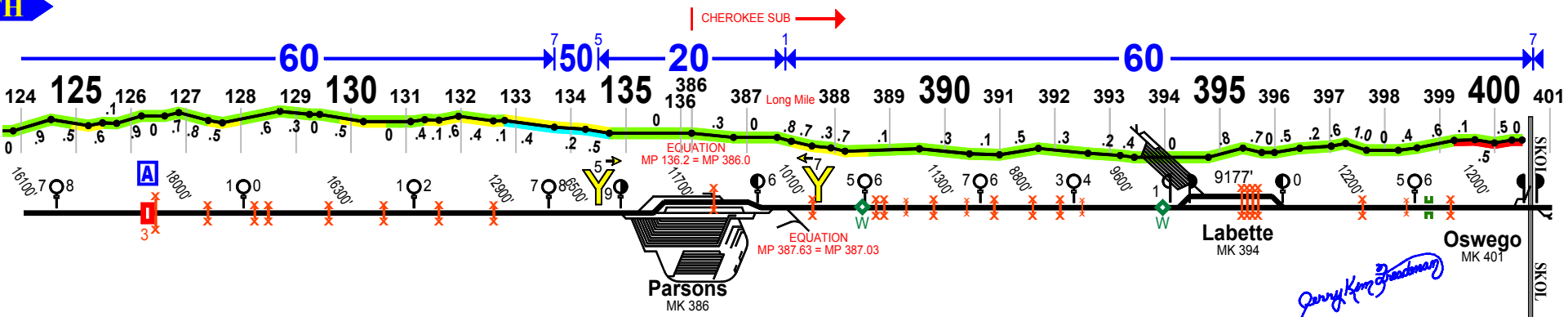
**NORTH**

SPEED

Mile Post

GRADE

TRACK



*Parry Kemp (handwritten signature)*