

6 JULY 2009
VALENTINE SUB

Page 1 of 4



**REFERENCE ONLY
 For Learning Purposes
 Mistakes Guaranteed**

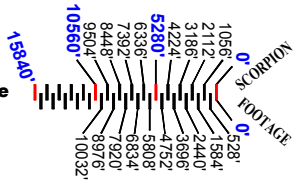
ALL Footages are UNVERIFIED

8 SPEED CHANGE located MP xx.8
1 PUBLIC **1** Private at Grade Crossing
 EDIT with a PDF Text Editor

1 # Detector Talker (Always Talks) Located MP xxx.1
5 % Detector (Talk On Defect Only) Located MP xxx.5
****** See SI-02, over 80 TPOB on COLOR

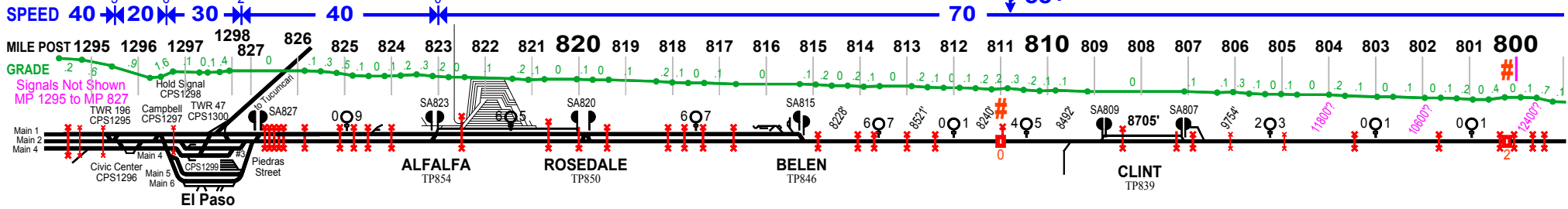
SIGNALS are for ALL MAINS & Controlled Sidings UNLESS Noted Different

See Tutorial at www.FOGCHART.com




EAST

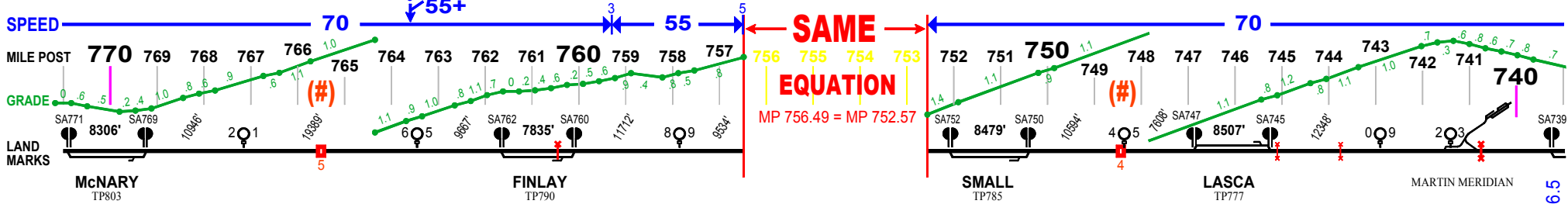
← Lordsburg Sub



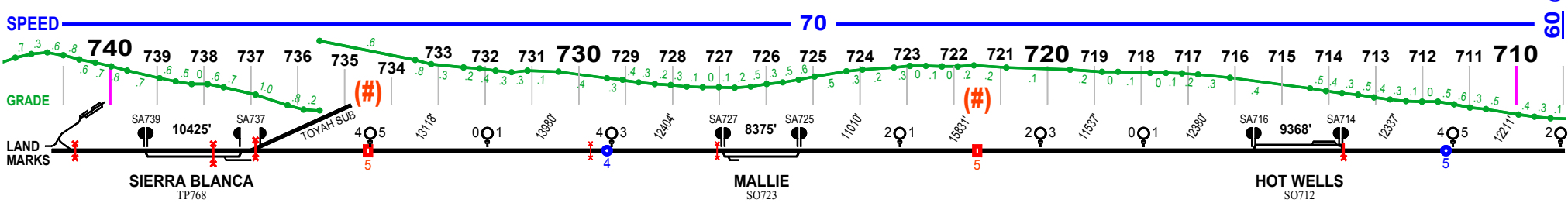
EAST



EAST



EAST



VALENTINE SUB

Page 2 of 4



REFERENCE ONLY
For Learning Purposes
Mistakes Guaranteed

ALL Footages are UNVERIFIED

8 SPEED CHANGE located MP xx.8

SIGNALS are for ALL MAINS & Controlled Sidings
UNLESS Noted Different

One Mile

Detector Talker (Always Talks)
Located MP xxx.1

PUBLIC Private at Grade Crossing

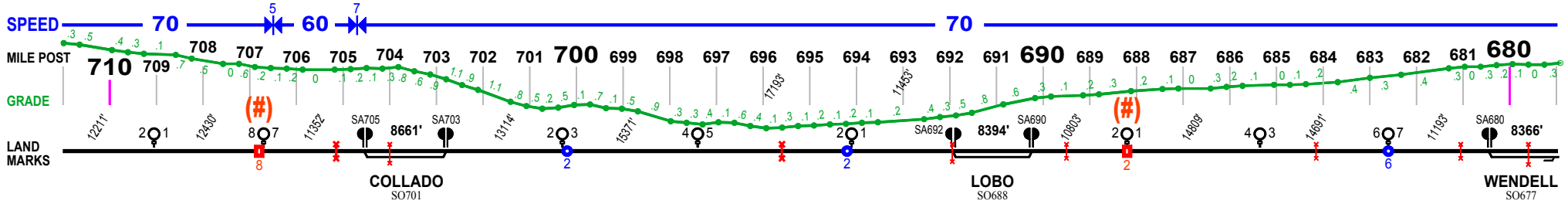
See Tutorial at
www.FOGCHART.com

EDIT with a
PDF Text Editor

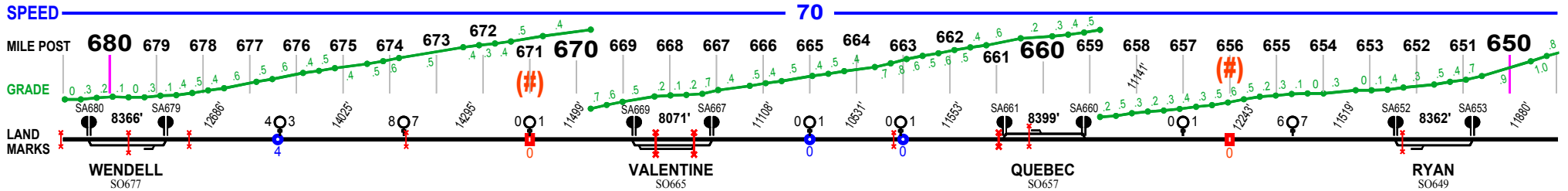
GRADE NOTE
GRADE determined using GPS data.
Elevation taken every 1800 feet or so.
Grade then calculated for those 1800 ft.
Peaks and Valleys will be rounded off.
Small dips and humps will be missed.

GRADE IS ROUNDED to the TENTH.

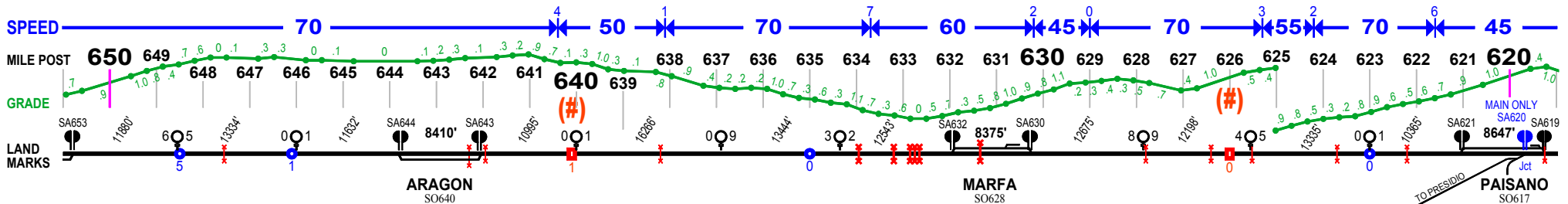
EAST



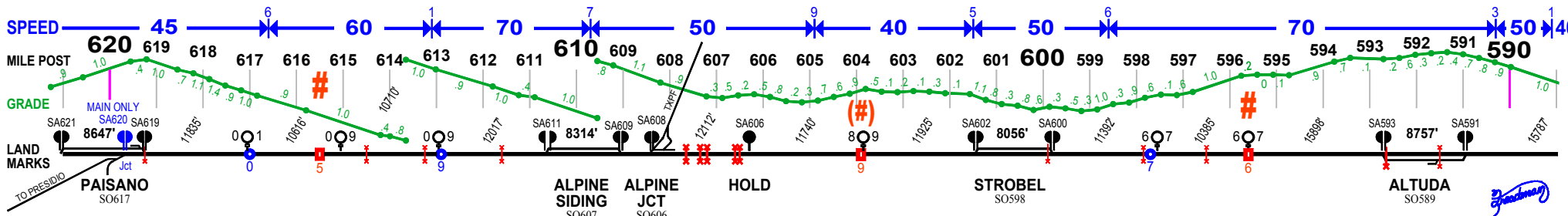
EAST



EAST



EAST



VALENTINE SUB

JULY 2009

Page 3 of 4



REFERENCE ONLY
For Learning Purposes
Mistakes Guaranteed

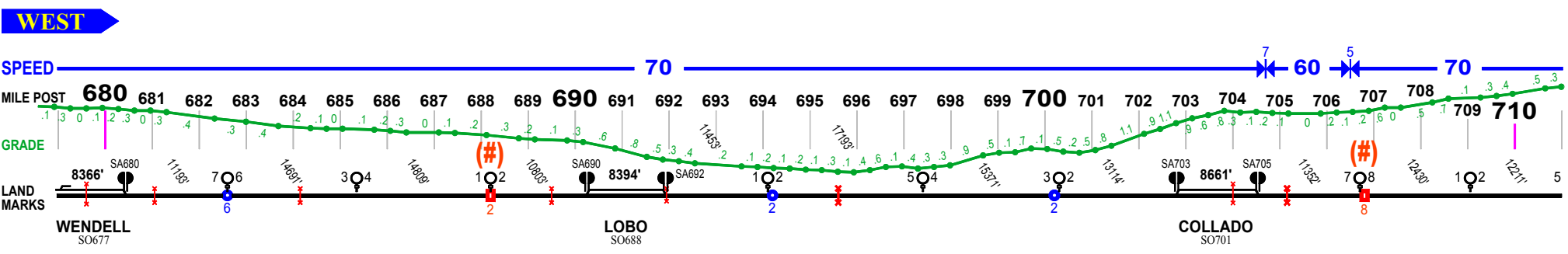
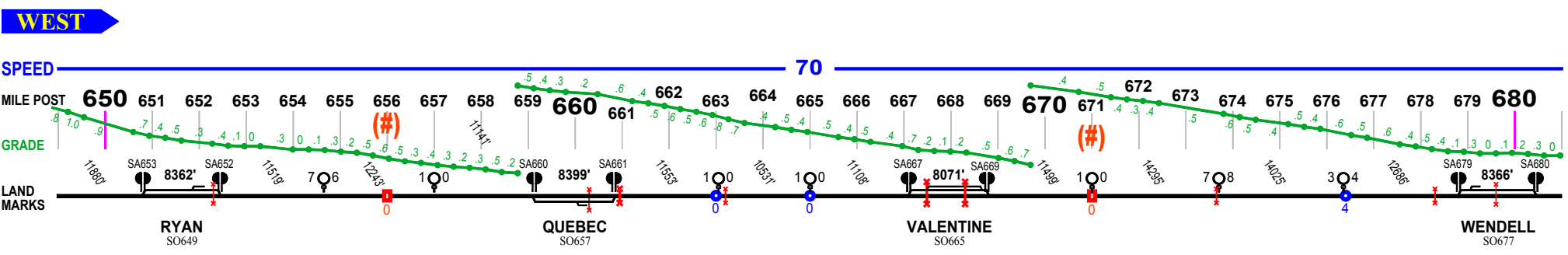
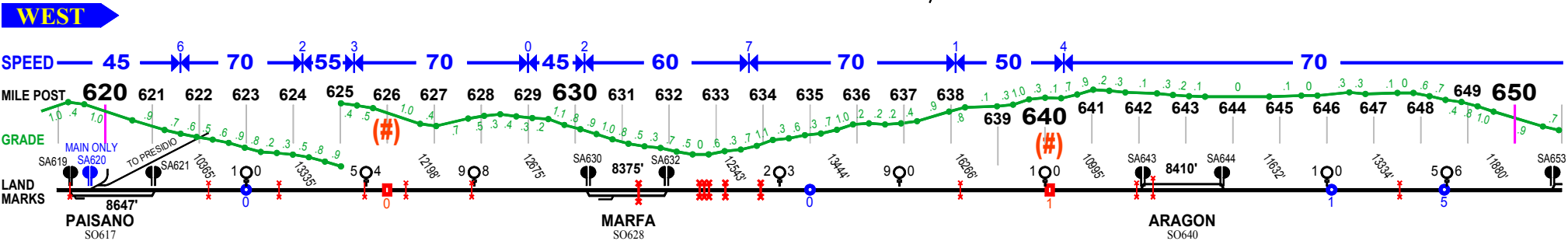
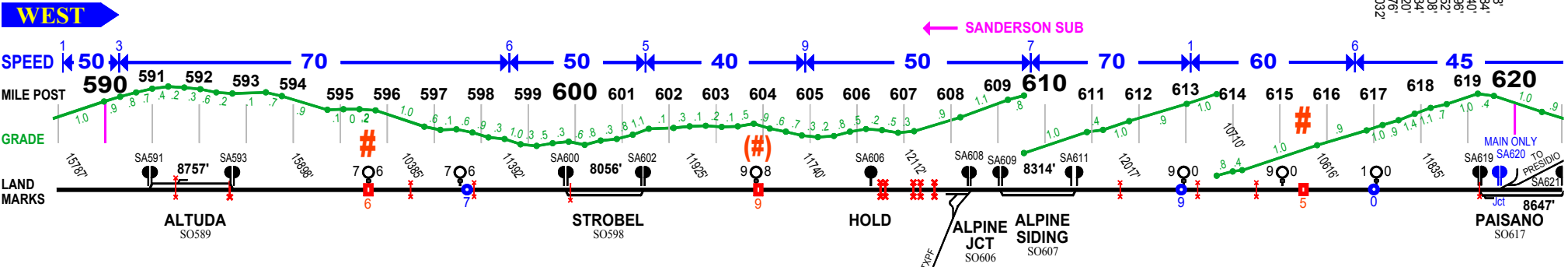
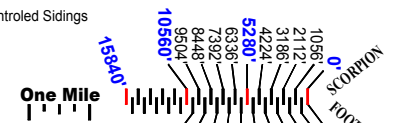
ALL Footages are UNVERIFIED

8 SPEED CHANGE located MP xx.x
 PUBLIC Private at Grade Crossing
 EDIT with a PDF Text Editor

1 # Detector Talker (Always Talks) Located MP xxx.1
 5 % Detector (Talk On Defect Only) Located MP xxx.5

SIGNALS are for ALL MAINS & Controlled Sidings UNLESS Noted Different

See Tutorial at www.FOGCHART.com



VALENTINE SUB



REFERENCE ONLY
For Learning Purposes
Mistakes Guaranteed

ALL Footages are UNVERIFIED

8 SPEED CHANGE located MP xx.8

SIGNALS are for ALL MAINS & Controlled Sidings UNLESS Noted Different



1 # Detector Talker (Always Talks) Located MP xxx.1

5 % Detector (Talk On Defect Only) Located MP xxx.5

** See SI-02, over 80 TPOB on COLOR

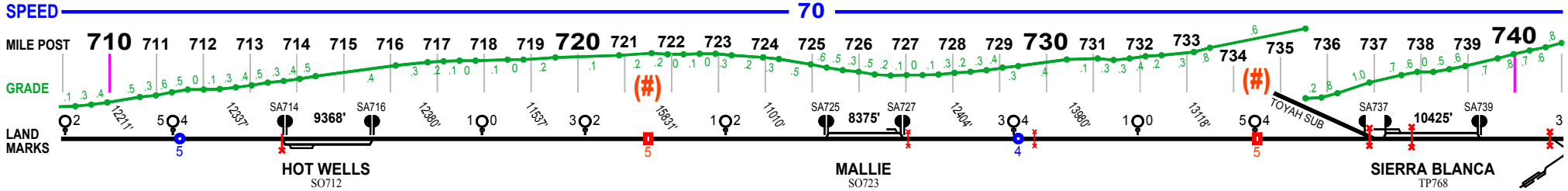
PUBLIC Private at Grade Crossing

See Tutorial at www.FOGCHART.com

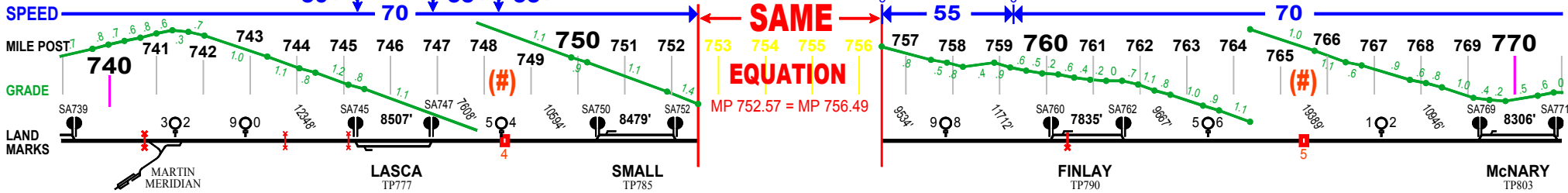
EDIT with a PDF Text Editor

GRADE NOTE
GRADE determined using GPS data. Elevation taken every 1800 feet or so. Grade then calculated for those 1800 ft. Peaks and Valleys will be rounded off. Small dips and humps will be missed.
GRADE IS ROUNDED to the TENTH.

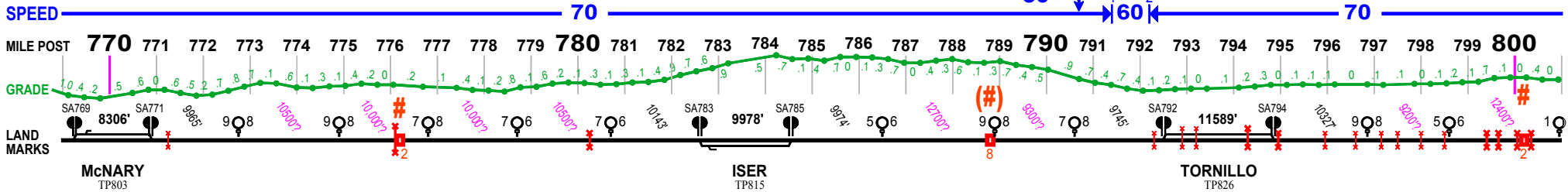
WEST



WEST



WEST



WEST

