



REFERENCE ONLY
For Learning Purposes
Mistakes Guaranteed

ALL Footages are UNVERIFIED

8 SPEED CHANGE located MP xx.8

SIGNALS are for ALL MAINS unless Noted Different
SPEEDS are for ALL MAINS unless Noted Different

** SEE TIME TABLE SPEEDS
80+ TPOB on COLOR

1 # Detector Talker (Always Talks)
Located MP xxx.1

5 % Detector (Talk On Defect Only)
Located MP xxx.5

PUBLIC Private ROAD CROSSING

? Questionable if Correct

BLUE Signals = TRK 1 ONLY
 RED Signals = TRK 2 ONLY
 BLACK Signals = BOTH MAINS
 Signal Location SAME
Number Plate ID Different
BLUE = Trk 1
RED = Trk 2

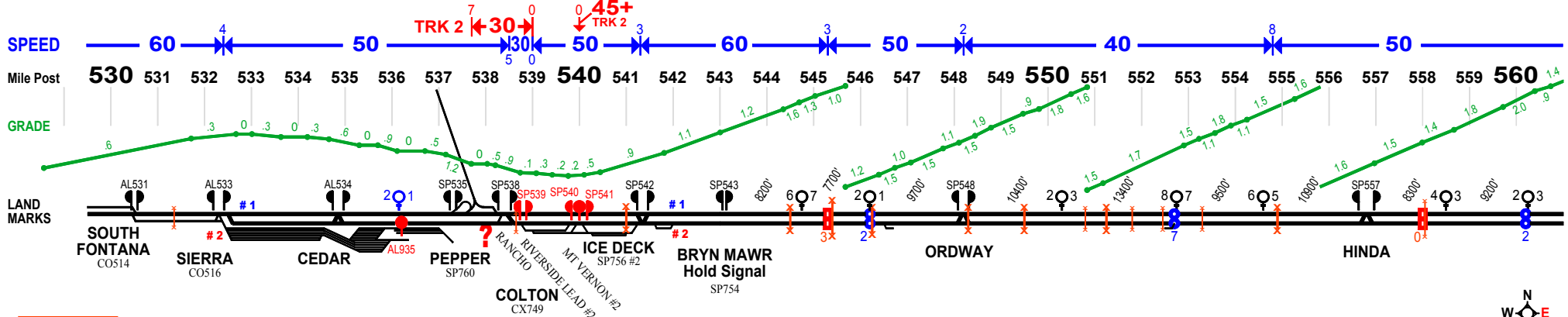
GRADE NOTE

GRADE determined using GPS data.
Elevation taken every 1800 feet or so.
Grade then calculated for those 1800 ft.
Peaks and Valleys will be rounded off.
Small dips and humps will be missed.

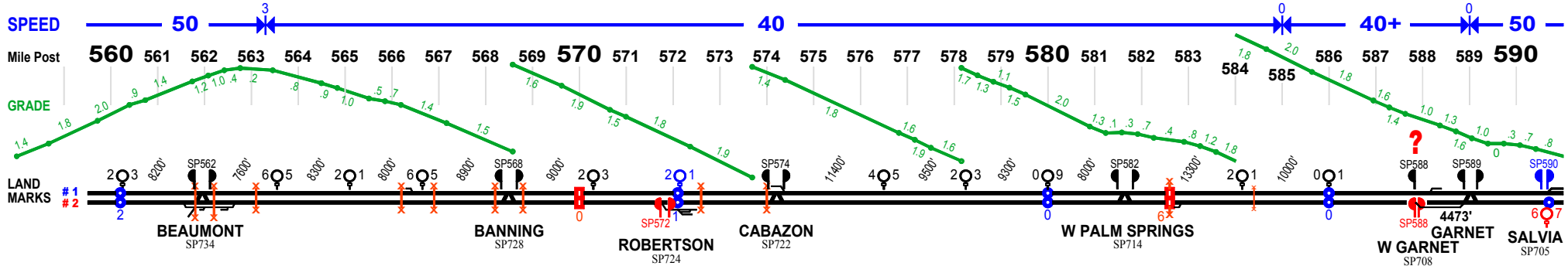
See Tutorial at
www.FOGCHART.com

EAST

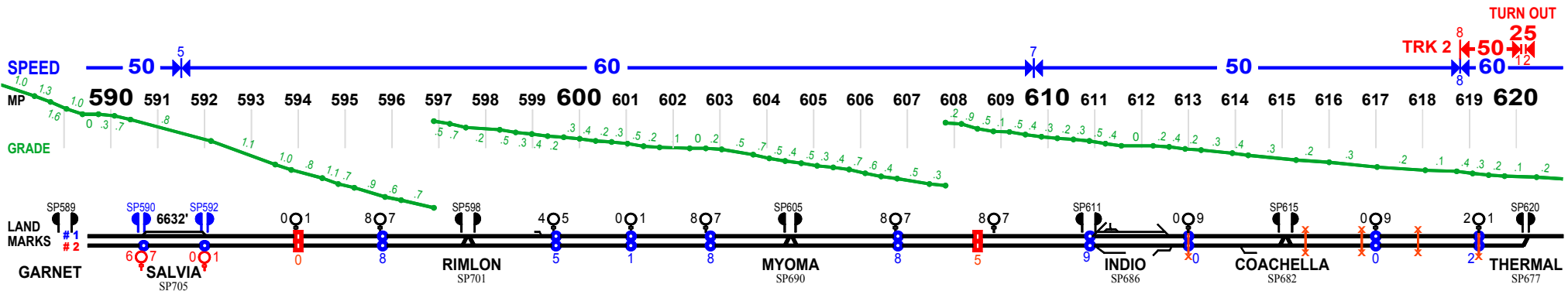
← **ALHAMBRA SUB**



EAST



EAST



YUMA SUB



REFERENCE ONLY
For Learning Purposes
Mistakes Guaranteed

ALL Footages are UNVERIFIED

SPEED CHANGE located MP xx.8

SIGNALS are for ALL MAINS unless Noted Different

** SEE TIME TABLE SPEEDS
80+ TPOB on COLOR

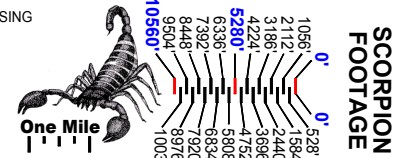
Detector Talker (Always Talks)
Located MP xxx.1

% Detector (Talk On Defect Only)
Located MP xxx.5

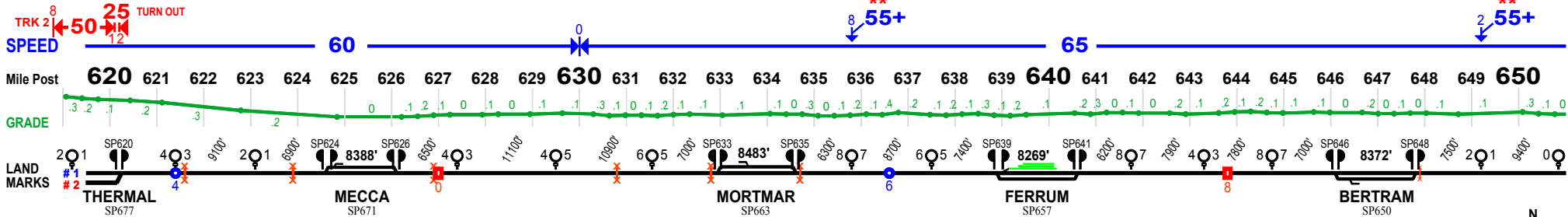
PUBLIC Private ROAD CROSSING

? Questionable if Correct

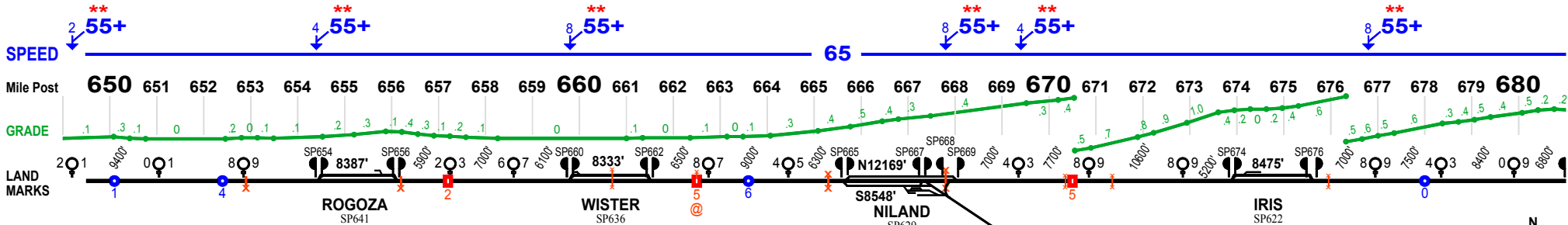
See Tutorial at
www.FOGCHART.com



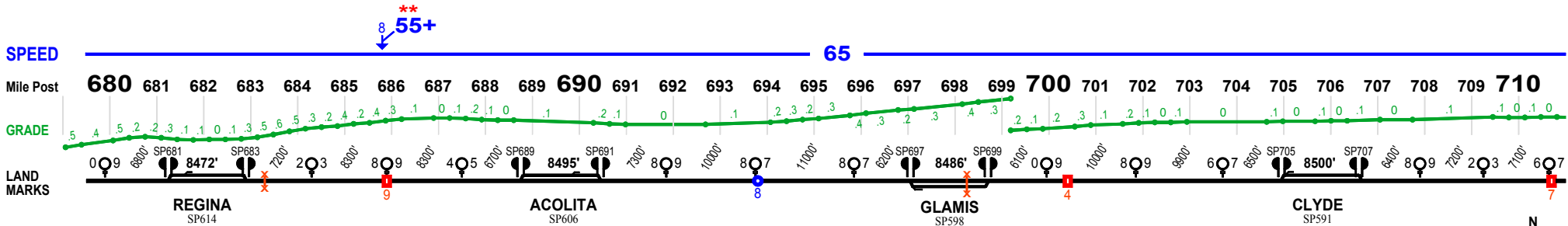
EAST



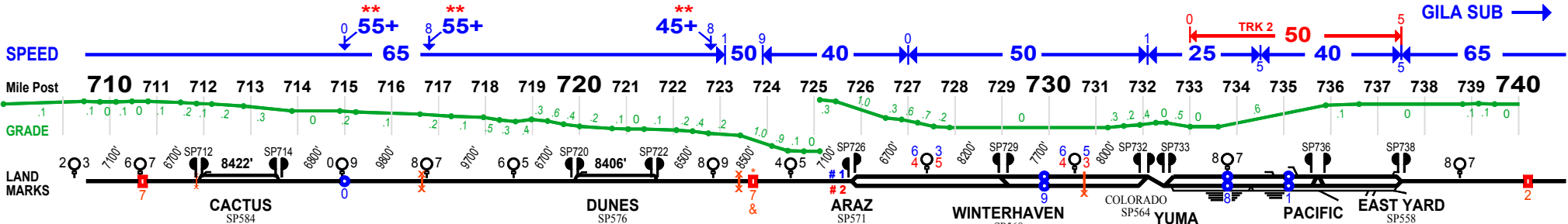
EAST



EAST



EAST



YUMA SUB



REFERENCE ONLY
For Learning Purposes
Mistakes Guaranteed

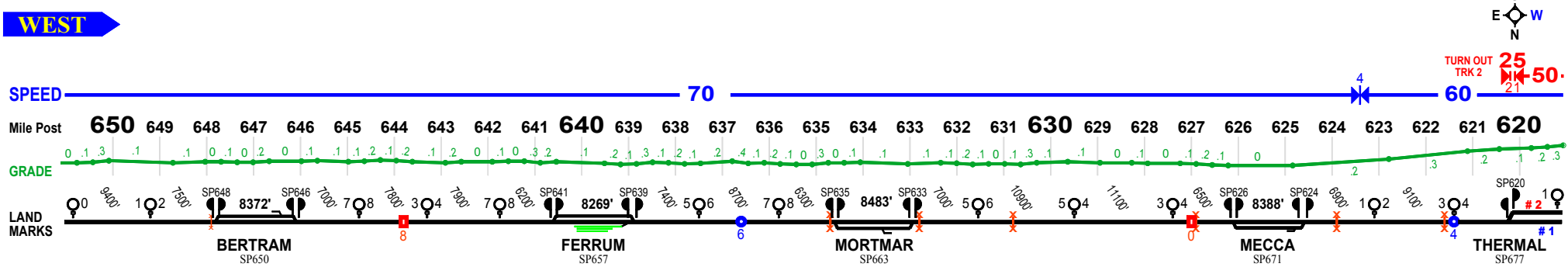
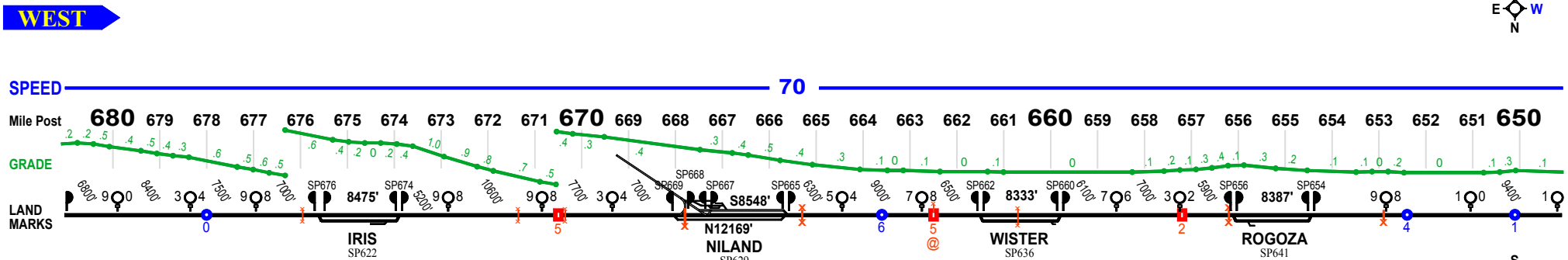
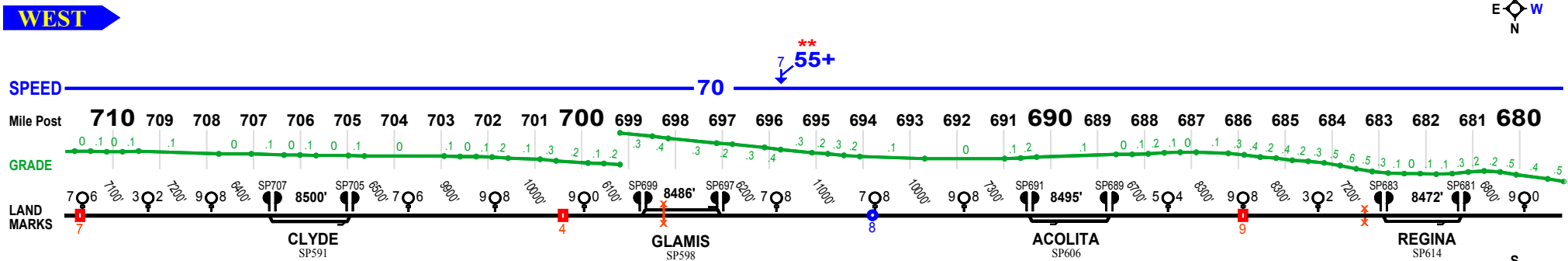
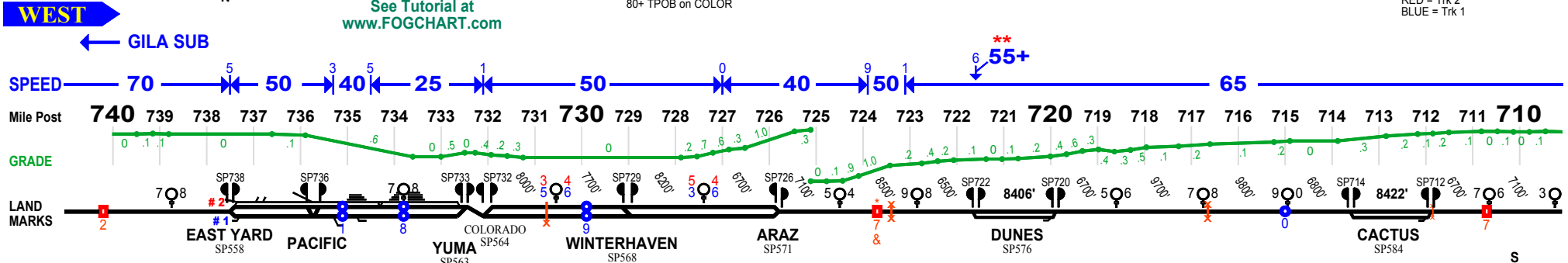
ALL Footages are UNVERIFIED
See Tutorial at
www.FOGCHART.com

- SPEED CHANGE located MP xx.8
- SIGNALS are for ALL MAINS unless Noted Different
- **** SEE TIME TABLE SPEEDS
80+ TPOB on COLOR

- # Detector Talker (Always Talks)
Located MP xxx.1
- % Detector (Talk On Defect Only)
Located MP xxx.5

- PUBLIC Private ROAD CROSSING
- Questionable if Correct

- BLUE Signals = TRK 1 ONLY
- RED Signals = TRK 2 ONLY
- BLACK Signals = BOTH MAINS
- Signal Location SAME
Number Plate ID Different
RED = Trk 2
BLUE = Trk 1





REFERENCE ONLY
For Learning Purposes
Mistakes Guaranteed



 SPEED CHANGE located MP xx.8



SIGNALS are for ALL MAINS unless Noted Different
SPEEDS are for ALL MAINS unless Noted Different

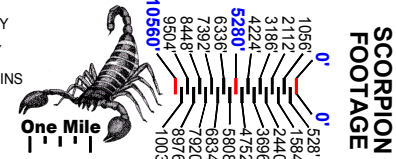
** SEE TIME TABLE SPEEDS
80+ TPOB on COLOR

 # Detector Talker (Always Talks)
Located MP xxx.1

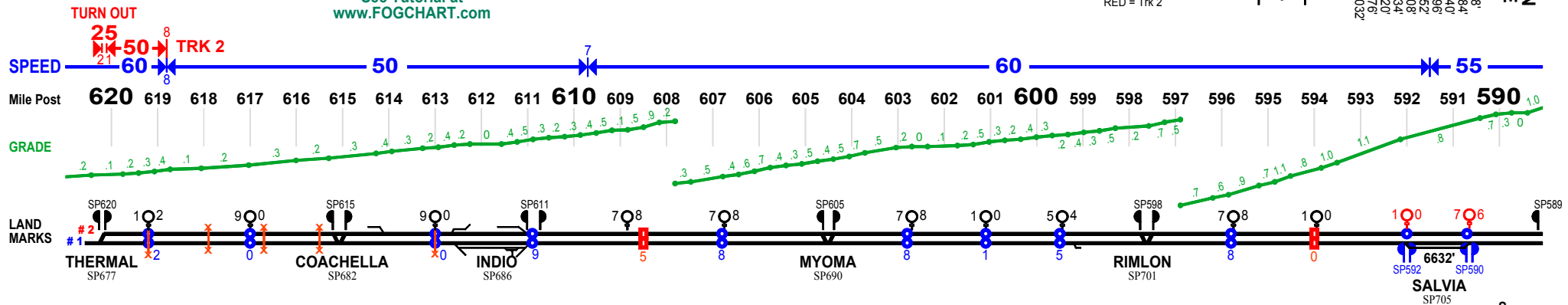
 % Detector (Talk On Defect Only)
Located MP xxx.5

 PUBLIC  Private ROAD CROSSING

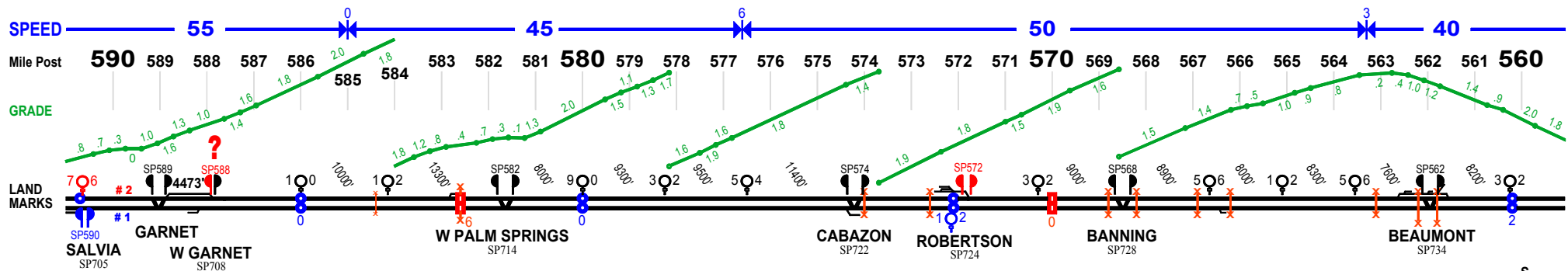
 BLUE Signals = TRK 1 ONLY
 RED Signals = TRK 2 ONLY
BLACK Signals = BOTH MAINS
Signal Location SAME
Number Plate ID Different
BLUE = Trk 1
RED = Trk 2



WEST



WEST



WEST

